

SHREK 2

STICKERS

Instructions:


1. Print out all of the sticker pages on adhesive paper.
2. Cut out all of the pieces along the dotted lines.
3. Remember to ask an adult for help when cutting!
4. Remove the adhesive backing from each sticker.
5. Stick your characters on a dry, solid surface.

Stick your favorite characters anywhere you like!



SHREK 2

STICKERS




SHREK 2

STICKERS



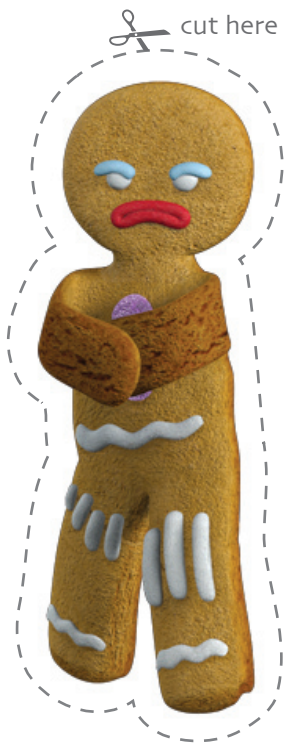
SHREK 2

STICKERS



SHREK 2

STICKERS



SHREK 2

STICKERS

