

# SHREK 2

STENCILS

## Instructions:


1. Print out all of the stencil pages.
2. Cut out all of the pieces along the dotted lines.
3. Remember to ask an adult for help when cutting!
4. Place stencil on a piece of paper.
5. Use a pen, marker or crayon to color within the hole.

**Create a silhouette of your favorite character!**




# SHREK 2

STENCILS



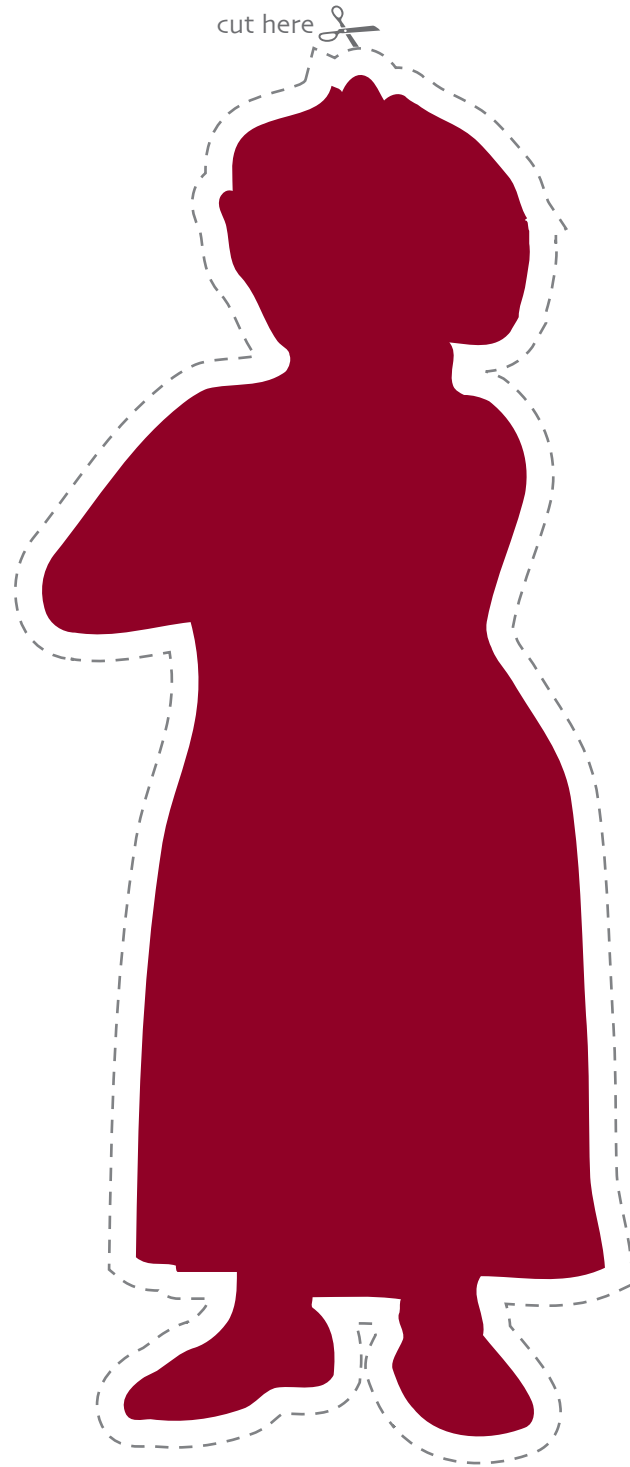
# SHREK 2

STENCILS




# SHREK 2

STENCILS



# SHREK 2

STENCILS




# SHREK 2

STENCILS




# SHREK 2

STENCILS



# SHREK 2

STENCILS





# SHREK 2

STENCILS

